



# WI PPS STATE REPORTING RELEASE NOTES

WI PPS VERSION 2.0.119.RELEASE

REQUIRES ECHOVANTAGE VERSION 3.35 OR HIGHER

## OVERVIEW

The WI PPS State Reporting Acorn produces XML files according to WI state specifications. It is composed of four modules: MH, AODA, and CORE program data modules and a fourth MCI module that allows for the request of Consumer MCI numbers and subsequent upload of these numbers into EchoVantage. The Acorn installs custom tables and forms for entering and storing required information that is not already captured in EchoVantage. The XML files are downloadable from EchoVantage for easy upload to Wisconsin's sFTP system.

An issue was reported where the Principal Diagnosis Code field was blank on multiple clients' WI PPS Mental Health Assessment forms even though null values are not allowed. In actuality, the field values contained an invalid diagnosis code, *R69 Illness, unspecified*. The affected clients either had no primary, billable diagnosis, or multiple primary diagnoses in CDT prior to conversion. The following updates were made to the WI PPS Mental Health Assessment form to address this issue.

- **Validation Description SQL** was added to the *Principal Diagnosis Code* field properties to show the invalid diagnosis value.
- The form validation was modified to allow changing the *Principal Diagnosis Code* when, and only when, it has a value of *R69 Illness Unspecified*.
- The red help text on the form was updated to read: *Fields marked with (\*) contain values from previous assessment record and cannot be changed except [Commitment Status Review Due Date] and [Principal Diagnosis Code] when it has a value of R69 Illness, unspecified.*

## INSTALLATION

The *install-wi-pps-2.0.119.RELEASE.sql* script updates the *WIPPS* and *MCI Upload* records in the *dbo.AcornRegistrations* table to version *2.0.119.RELEASE*. This installation also updates the *Help > About* page found by clicking on the Help icon on the blue Application Information Bar. SaaS hosted customers should send a request via the Support portal to authorize the update.

## REQUIRED CONFIGURATION

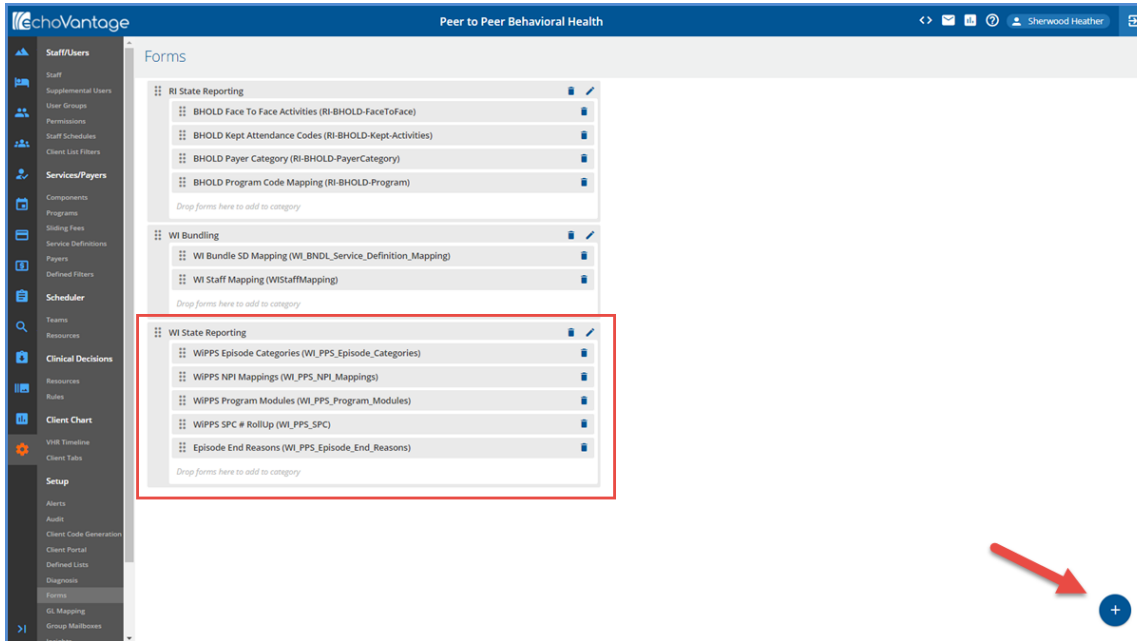
### Mapping Forms

Custom forms for mapping existing data in EchoVantage and the associated tables are installed with the Acorn. These new forms are installed with a *MENU* Form Location and must be added to the *FORMS* main menu item in *Configuration > Setup > Forms*. The Forms by Form Name are:

- **WI PPS Program Modules** – Allows the agency to map Program components to PPS Modules: *AODA*, *Mental Health*, or *Core*.
  - A Program may be mapped to more than one Module. **While an SPC can be mapped to more than one Program with different Service Definitions, the same Program should not be mapped to more than one Module because the system will not know which module to report. If a Program is mapped to multiple Modules, the application will try to report Services in more than one Module.**
  - Form entries are stored in *dbo.WIPPSMH*, *dbo.WIPPSAODA*, and *dbo.WIPPSCORE*.
- **WI PPS Episode Categories** – Allows the agency to map an Episode Category to a PPS Module.
  - There can only be one mapping per Module.
  - Form entries for the Episode mapping are stored in *dbo.WIPPEpisodeCategoryMappings*.
- **WI PPS SPC** – Allows the agency to specify which SPCs do not roll-up (bundle) for state reporting purposes.
  - Form entries are stored in *dbo.WIPPSNoRollupSPC*
- **WI PPS NPI Mappings** – Allows agency to set the default NPI numbers as well as override NPI numbers by:
  - *Staff* – When a Staff mapping exists, and that Staff is on the Service, this NPI number is used.
  - *Location* – When a Staff mapping does not exist for the Service Provider, but a mapping does exist for an alternative Organization via Location, then the alternative Organization NPI is used.
  - *Organization* – When neither the Staff nor an alternative Organization has a mapped NPI number, the Organization's default NPI number is used.
  - Three forms store the entries, one for each NPI mapping type:

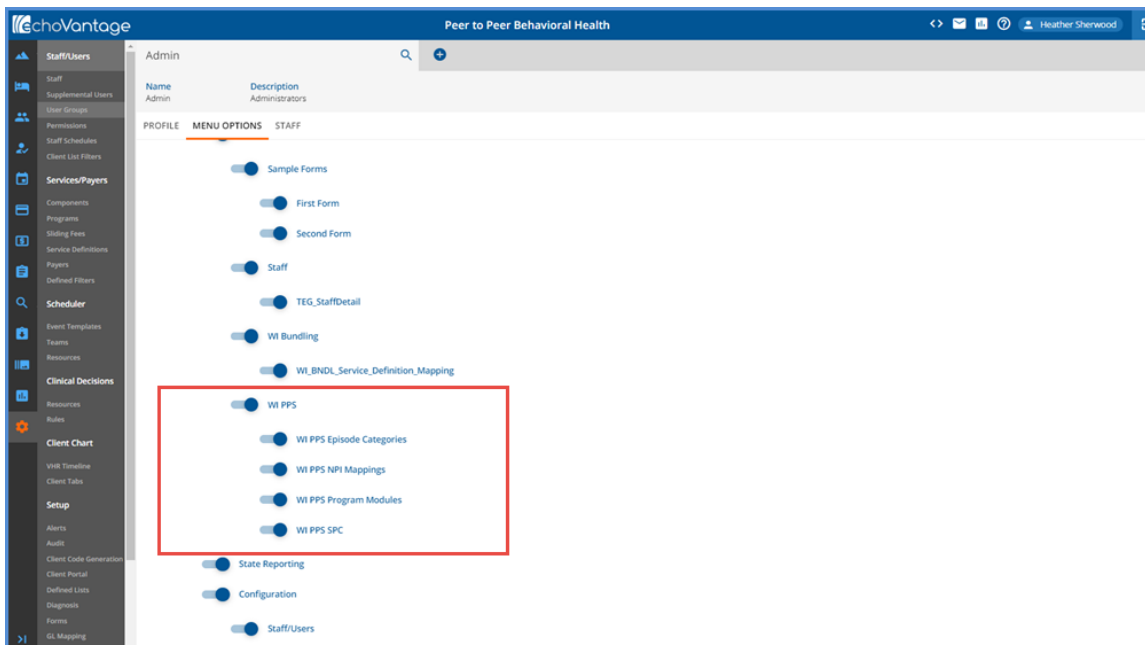


- *dbo.WIPPSStaffNPI*
- *dbo.WIPPSLocationNPI*
- *dbo.WIPPSDefaultNPI*
- WI PPS Episode End Reasons – Allows the agency to map Episode End Reasons to modules.
  - By default, it is populated by the Acorn with the current Episode End Reasons for the Core and Mental Health modules.
  - Currently, AODA does not have Episode End Reasons.



Visit <http://webhelp.echoehr.com/configuration-setup-forms> for detailed information on adding Forms and Form Categories.

Remember to grant access to the PPS Form Category AND Forms in *Configuration > Staff/Users > User Groups > Menu Options* for the appropriate *User Groups*.



Visit <http://webhelp.echoehr.com/configuration-staff-users-user-groups> for detailed information on User Group Menu Option access.

The Mapping Forms can now be accessed from the Forms main menu.



## Service Definitions

- In *Configuration > Services/Payers > Services > Service Definitions* review and edit as needed for the following:
- The SPC ID must be entered in the *Other* field of the *Profile* tab.
  - This value is stored in the *ServiceCategory* column of the *dbo.ServiceDefinitions* table.
  - SPC ID on the Service Definition identifies the Service when reporting to the state of Wisconsin.
- Configure an attendance code that means the Service was kept or provided as one of the required components.
- Select the Program that matches the Service Definition and then any other Component combinations that would uniquely identify this Service as being an SPC service for a particular module.

## Defined Lists

Defined lists ensure that the information stored and reported to WI uses the state-defined code list for that Data Element. Future changes, additions, or deletions for these lists are easily handled within the application by navigating to *Configuration > Setup > Defined Lists*.

The most up to date information may be found at <https://www.dhs.wisconsin.gov/pps>, and for convenience, the most recent desk cards for the three PPS modules are included with these Release Notes. The following lists are populated with the current valid codes and are added when the Acorn is installed:

- SPC Units
- WI PPS Agencies Of Responsibility
- WI PPS AODA Educations
- WI PPS AODA Target Groups
- WI PPS Client Characteristics
- WI PPS CORE Target Groups
- WI PPS Counties
- WI PPS Criminal Justice System
- WI PPS Daily Activities
- WI PPS Health Status
- WI PPS Legal /Commitment Status
- WI PPS Presenting Problems
- WI PPS Psychological Stressors
- WI PPS Referral Sources
- WI PPS Relationship
- WI PPS Route Administration
- WI PPS SPC End Reasons
- WI PPS Special Project Reporting
- WI PPS Substance Problems
- WI PPS Suicide Risks
- WI PPS Support Group Attendance
- WI PPS Target Population Update
- WI PPS Target Populations
- WI PPS Use Frequency

The following Defined Lists are core to EchoVantage and may already have values. These are not pre-populated by the Acorn and should reviewed to ensure that PPS valid codes are in use.

- Employment Status
- Episode Categories
- Episode Discharge Reasons
- Gender Identities
- Legal Status
- Living Arrangements
- Veteran Status



### VHR Timeline

The Acorn adds four forms to the VHR Timeline under the Header of **PPS**. These are the three PPS Episode forms for the MH, Core, and AODA modules and a PPS MH Assessment form. Click on the **PPS** Category to grant access by User Group to the forms. These Timeline Episode forms should be used to open PPS Episodes as it prompts for the MH, AODA, or CORE data forms. These data forms collect necessary State Reporting data elements. An Alert can be set to indicate if a PPS Episode was created that does not have the assessment data completed as a safeguard.

The MH Assessment form copies forward data from the previous assessment, if one exists, for all fields with a red asterisk. The *dbo.sp\_copy\_MH\_Assessment* stored procedure is used to move this data forward. **The red-asterisk fields can only be edited on the first assessment recorded for a given Mental Health Episode except for Commitment Status Review Due Date, and Principal Diagnosis Code when it has a value of R69 Illness, unspecified.** If any of the remaining red asterisk fields are edited on the form, they revert to the copied values on *SAVE*.

**WI\_MH\_DATA**

MH ADMISSION | DIAGNOSES

ADMISSION QUESTIONS

Agency of Responsibility: 1070 Adams HSD \*

County Of Residence: 001 Adams \*

Referral Source: 11 County social se \*

Client Characteristics: 1. 03 SPMI \* 2. [ ] 3. [ ]

Presenting Problems: 1. 04 Medical \* 2. [ ] 3. [ ]

Veteran: N No

Legal / Commitment Status: 1 Voluntary \*

BRC Target Population: H Ongoing, high in \*

Employment Status: 8 Not in the labor f \*

Living Arrangement: 2 Private residence \*

Client incarceration/involvement with criminal justice system within last 6 months: 1. 1 None \* 2. [ ] 3. [ ] 4. [ ]

Number of Arrests: Past 30 Days: 00 \* Past 6 Months: 00 \*

Psychosocial and environmental: 4 Severe

Current Suicide risk factor: 2 Presence of risk f \*

Health status: 2 Stable/Capable

Daily Activities: 1. 6 Other activities 2. [ ] 3. [ ]

BRC Target Update: [ ] \*

Commitment Status Review Due Date: 11/20/2022 \*

Commitment Status Update: [ ] \*

Principal Diagnosis Code: R69 Illness, unspe \*

PPS Episode Start Date: 05/26/2015

PPS Episode End Date: [ ]

PPS Episode End Reason: [ ]

Report Date: 05/20/2022

Last Submit Date: [ ]

CDT First Contact Date: [ ]

Fields marked with (\*) contain values from previous assessment record and cannot be changed except [Commitment Status Review Due Date] and [Principal Diagnosis Code] when it has a value of R69 Illness, unspecified.

New Delete Save Cancel

### First Contact Date

The MH and AODA Admission forms have a CDT First Contact Date field and both tables backing these forms, WIPPSMH and WIPPSAODA, have a *HistoricalFirstContactDate* column. A date displays on the form if a value exists in the database for *HistoricalFirstContactDate* but is not editable, and the value is reported for the *first\_contact\_date* data element of the MH or AODA submission. If empty, the *first\_contact\_date* data element is not reported. In the MH Admission form example above, the CDT First Contact Date field is empty. In the AODA Admission form example below, the field is populated.

**WI\_AODA\_DATA**

AODA ADMISSION | DISCHARGE

ADMISSION QUESTIONS

Agency of Responsibility: 1070 Adams HSD \*

County Of Residence: 001 Adams \*

Referral Source: 1 Self \*

Veteran: Yes Veteran and nc

Deaf or Hard of Hearing: No

PPS Episode Start Date: 11/01/2020

PPS Episode End Date: [ ]

Last Submit Date: [ ]

CDT First Contact Date: 07/31/2020

Fields marked with (\*) contain values from previous assessment record and cannot be changed except [Commitment Status Review Due Date] and [Principal Diagnosis Code] when it has a value of R69 Illness, unspecified.



### AODA Enrollment Discharges

Users can close AODA SPC Enrollments without closing the Episode by completing the AODA Discharge form, accessible from the WI AODA SPC Enrollments form.

WI AODA SPC Enrollments ✕

Episode: AODA 10/20/20

#### SPC Enrollment

NPI	SPC	Start Date	End Date	End Reason
43109000	704.10	06/04/2021		
43109000	703.50	06/01/2021		

#### SPC Enrollment Details


End Date:  End Reason:

[Discharge Information](#) \* Must be entered before closing SPC

#### Services

Service	Service Date	Program	Activity	Is Reported
WI PPS AODA	06/04/2021	WIPPSAODA2	ADP	

Attempting to End Date the SPC Enrollment without completing the Discharge Information form results in the following error.





Select the blue underlined Discharge Information text to open the new form.

WI AODA SPC Discharge

**SPC Enrollment Discharge**  
AODA 10/20/20 | SPC 704.10 06/04/21

DISCHARGE QUESTIONS

Discharge Last Updated: 09/16/2021

Closing status = A (frequency of use during 30 days prior to discharge): 1 No use in the past month \*

Closing status = E (employment status): 01 Full Time \*

Closing status = AR (Number of arrests 30 days prior to discharge): 0 \*

Closing status = LA (Living situation at discharge): 14 Private Residence(with relative) \*

Support group attendance 30 days prior to discharge: 2 8-15 times in the past 30 days \*

Substance use at discharge

Drug

Primary: 01 None (codependent)

Secondary:

Tertiary:

Delete Save Cancel

The blue banner across the top indicates the select SPC Enrollment to which the entered discharge information will apply. When the state report is run, if SPC Enrollment discharge data is entered, it is reported. However, Episode discharge data is always used if it exists.

### HANDLING DISCHARGED SPC ENROLLMENTS

New in the release of WIPPS v2.0.53, if an SPC Enrollment is discharged, and there are not any unreported SPCs for that Enrollment, the *NeedsUpdate* column in *dbo.WIPPSpcReportedRollupServices* is set to 'Y' for the last Service in the SPC Enrollment. This ensures that the discharge information is reported to the state when an Enrollment is closed after all SPCs are reported. In the following AODA Example, both Services in the SPC Enrollment are reported.

WI AODA SPC Enrollments

Episode: AODA 10/01/21

**SPC Enrollment**

NPI	SPC	Start Date	End Date	End Reason
1104930866	101.00	10/02/2021		

**SPC Enrollment Details**

End Date: End Reason: Discharge Information \* Must be entered before closing SPC

Services

Service	Service Date	Program	Activity	Is Reported
WI PPS AODA 2	10/02/2021	WIPPSAODA	ADP	Y
WI PPS AODA 2	10/05/2021	WIPPSAODA	ADP	Y

Save Cancel



A look in the database at the dbo.WIPPSpceReportedRollupServices table shows that the NeedsUpdate column is set to 'No' for each Service.

```
select * from WIPPSReportedSpcRollupServices where ReportedSpcRollup in ('2021111714163806037F1F8058BC84A59BF0', '20211117141638107CCA162D068084395943')
```

id	ReportedSpcRollup	Service	ReportedDate	NeedsUpdate	CreateDate	UpdateDate	CreateUser	UpdateUser
1	202111171416380774CFBEFFE701E44E9962	2021111714163806037F1F8058BC84A59BF0	20211117 14:16:38.077	N	2021-11-17 14:16:38.077	2021-11-17 14:16:38.077	sa2	sa2
2	202111171416381238E4918E3AD934844B92	20211117141638107CCA162D068084395943	2021-11-17 14:16:38.077	N	2021-11-17 14:16:38.123	2021-11-17 14:16:38.123	sa2	sa2
3	202111171416381238E468985072486699D	2021111609034407179BF33AE3B9E43619CF	2021-11-17 14:16:38.077	N	2021-11-17 14:16:38.123	2021-11-17 14:16:38.123	sa2	sa2

Once the Discharge Information is completed, this SPC Enrollment can be closed by entering the End Date and End Reason.

### WI AODA SPC Enrollments

Episode: AODA 10/01/21

#### SPC Enrollment

NPI	SPC	Start Date	End Date	End Reason
1104930866	101.00	10/02/2021	11/02/2021	09 Death

#### SPC Enrollment Details

Discharge Information \* Must be entered before closing SPC

#### Services

Service	Service Date	Program	Activity	Is Reported
WI PPS AODA 2	10/02/2021	WIPPSAODA	ADP	Y
WI PPS AODA 2	10/05/2021	WIPPSAODA	ADP	Y

And the last NeedsUpdate column for the last Service is reset in the database.

```
select * from WIPPSReportedSpcRollupServices where ReportedSpcRollup in ('2021111714163806037F1F8058BC84A59BF0', '20211117141638107CCA162D068084395943')
```

id	ReportedSpcRollup	Service	ReportedDate	NeedsUpdate	CreateDate	UpdateDate	CreateUser	UpdateUser
1	202111171416380774CFBEFFE701E44E9962	2021111609125915990416A3E39EA4A789A9	2021-11-17 14:16:38.077	N	2021-11-17 14:16:38.077	2021-11-17 14:16:38.077	sa2	sa2
2	202111171416381238E4918E3AD934844B92	202111160902194054ED6A6D737D0468FB40	2021-11-17 14:16:38.077	N	2021-11-17 14:16:38.123	2021-11-17 14:16:38.123	sa2	sa2
3	202111171416381238E468985072486699D	2021111609034407179BF33AE3B9E43619CF	2021-11-17 14:16:38.077	Y	2021-11-17 14:16:38.123	2021-11-17 14:16:38.123	sa2	sa2



## Alerts

There are two new Alerts inserted by the Acorn, populated with default values, and enabled:

- *PPS Episode Missing Assessment* – Alerts when a client has a PPS episode and assessment data for that episode has not been filled out.
- *PPS MH Data Update Review* – Alerts when a client requires a review of their Mental Health PPS data.

These Alerts are sent to any active Staff listed on any of the Client's Episodes. End-dated staff do not receive the alert. Changes to these Alerts can be made in *Configuration > Setup > Alerts* if desired.

## Other Information

### DIAGNOSES

Client diagnoses must be in place on the *Clients > Diagnosis* tab. When reporting Diagnoses, the acorn checks the History table for an existing form record id. If the record was not previously reported, the Principal Diagnosis is included in the submission file. If the record was previously reported, the Principal Diagnosis is excluded from the submission file so that it is not re-reported.

### OTHER DEMOGRAPHICS

Other Demographic information must be completed for required fields reported to the state, for example Address, Phone Number, Gender, Gender at Birth if different from Gender, Race, and Ethnicity. The data mapping provides a comprehensive list of required elements for each module and the crosswalk to the collection location in EchoVantage.

### UNIQUE STATE IDENTIFIER

The EchoVantage *Client > Profile* tab now has a **Unique State Identifier** field located beneath **Gender Identity** (*UniqueStateIdentifier* column in the *dbo.Clients* table). This field stores the **MCI Number** that is generated by running the PPS report in MCI Clearance Mode or by manually entering participants into this field. CDT currently stores this number in the *mcinumber\_c* column of the *ar.WIPPS\_mci* table.

### ETHNICITY

The following Data Elements are populated with a "Y" or "N" based on entries in the *Ethnicity* grid on the *Clients > Profile* tab. The job validates that at least one of these Data Elements is "Y."

- Hispanic Latino
- Non-Hispanic Latino
- Unknown Ethnicity – Reports as Y if the Ethnicity Refused checkbox is selected.

### RACE

The Race Data Elements translate the codes used in EchoVantage to the following WI PPS valid values:

- **2131-1 Other Race** reports the data element <unknown\_race> as Y
- **2054-5 Black or African American** reports as B
- **2028-9 Asian** reports as A
- **2106-3 White** reports as W
- **1002-5 American Indian or Alaska Native** reports as I
- **2076-8 Native Hawaiian or Other Pacific Islander** reports as P.

The PPS job validates that either <unknown\_race> or <race\_code1> is Y. The Priority column in the race grid is used to determine which values are reported in <race\_code1,2,3,4, or 5> if multiple entries exist.

### DATA MAPPING

Existing core form tables and columns are leveraged as much as possible to avoid duplicate entry. The WI PPS State Reporting data Element Mapping crosswalks the submit file fields to the collection locations in EchoVantage.





FUNCTIONAL OVERVIEW

Once application configuration is complete, Services are entered in EchoVantage using the normal workflow. SPC Services have a validation that does not allow a SAVE in Service entry if the Client does not have the appropriate, open PPS Episode and at least one corresponding assessment form completed.

- CORE and AODA Services may be created if the Client has the appropriate PPS Episode and any assessment form.
- MH Services may be created if the MH Episode has an Assessment where the Commitment Status Review Date is after the Service Date.
- The Episode form and associated Assessment forms are accessed on the VHR Timeline.

Database Details

- The dbo.WIPSSpcEnrollments table keeps track of the enrollments by Episode and NPI. (This works similarly to the table in CDT for SPC Enrollments.)
- The dbo.WIPSSReportedSpcRollups table keeps track of the reported SPC enrollments. The SpcEnrollment column links to the dbo.WIPSSpcEnrollments.id column.
- The dbo.WIPSSReportedSpcRollupServices table keeps track of the Services included in each reported SpcRollup.
  - The ReportedSpcRollup column links back to the dbo.WIPSSReportedSpcRollups.id column.
  - The Service column links back to the dbo.Services.id column.
  - The NeedsUpdate column is reset when there are changes to the Service that requires re-reporting OR when an SPCEnrollment is closed and there a not unreported SPC for the same month.
- The vWIPSSpcEnrollmentDetails view joins columns from dbo.Services and dbo.WIPSSpcEnrollments for a user friendly view of SPCEnrollment information. Each PPS qualifying Service is listed with its associated dbo.WIPSSpcEnrollments.id, ServiceDate, Program name, Activity name, PPS Module, Client id, SPC number, NPI, and Reported Flag, as shown below.

Service	SpcEnrollment	ServiceDate	Program	Activity	Module	Client	SPC	NPI	Reported
20200812060753863712683C1FC424377BB5	20200814132347243F166815963D44CC7893	2020-08-01	WIPPSMH	INDV	M	202008110126419221F427DD8C3C941358E1	507.20	1234567894	Y
20200812084212262FCE9627D5E184D42AB9	20200814142029763D83A9835D3E141B8AED	2020-07-02	WIPPSCORE	CASE	C	20200811014040602B7616DA4DFAC4E289A3	604	1234567894	Y
202008130109504746643B0A9180C4041AE6	20200814142029763D83A9835D3E141B8AED	2020-07-03	WIPPSCORE	CM	C	20200811014040602B7616DA4DFAC4E289A3	604	1234567894	Y
2020081403194963203F54ECE8AF2465FAF3	20200814152458483B577087988614C34B94	2020-07-01	WIPPSCOREIA	IA	C	20200811014040602B7616DA4DFAC4E289A3	603	1234567895	Y
202008140729343647598EFC6304148F69E7	20200814192935043357B13AFDCD24BCF8EC	2020-07-01	WIPPSCOREIA	INTASS	C	20200814072211043465F137016A54C369DE	603	1234567895	Y

UNREPORTED SPCS AND MULTIPLE MH ASSESSMENTS

The release of version 2.0.58 addresses an issue reported where multiple unreported SPCs with Service Dates that spanned more than one MH Assessment were all reported to the most recently added Assessment. The issue was resolved by adding a check for the SPC Service Date to be on or before the Commitment Status Review Date when determining which MH Assessment is used for reporting.

For example, a Client has two Mental Health Assessments with the following Commitment Status Review Dates.

BRC Target Population	Agency of Responsibility	Report Date
Show all	Show all	Show all
H	1070	11/01/2021
H	1070	01/14/2022

BRC Target Update	H Ongoing, high in *	BRC Target Update	H Ongoing, high in *
Commitment Status Review Due Date	11/30/2021 *	Commitment Status Review Due Date	01/31/2022 *
Commitment Status Update	1 Voluntary *	Commitment Status Update	5 Involuntary crimi *
Principal Diagnosis Code	F31.3 Bipolar disor *	Principal Diagnosis Code	F31.3 Bipolar disor *
New Delete Save Cancel		New Delete Save Cancel	



This client also has unreported SPCs with the following Enrollment Details.

WI PPS SPC Enrollments ✕

Episode: MH 11/01/21

### SPC Enrollment

NPI	SPC	Start Date	End Date	End Reason
Show all	Show all	Show all	Show all	Show all
43109000	507.20	11/03/2021		
43109000	604	11/02/2021		

### SPC Enrollment Details

End Date:  End Reason:

### Services

Service	Service Date	Program	Activity	Is Reported
Show all	Show all	Show all	Show all	Show all
WI PPS MH CASE	11/02/2021	WIPPSMH	CASE	
WI PPS MH CASE	11/04/2021	WIPPSMH	CASE	
WI PPS MH CASE	12/05/2021	WIPPSMH	CASE	

Before the change was made, the November and December detail for the 604 SPC was reported with a 01/14/2022 Report Date and a 01/31/2022 Commitment Status Review Date. After the Acorn is upgraded to version 2.0.57, the November SPC is now included in the XML submission file with a 11/01/2021 Report Date and a 11/30/2021 Commitment Status Review Date. (The SPC Start Date is 11/02/2021 which is the earliest Service in the SPC.) The third Service dated 12/05/2021 makes up the detail of the December SPC and is reported just as before because it is after the 11/30/2021 review date but before the 01/31/2022 review date.

```

<commitment_status_review_due_date>2021-11-30</commitment_status_review_due_date>
<commitment_status_update>1</commitment_status_update>
<criminal_justice_system_1>1</criminal_justice_system_1>
<diagnosis_code_principal>F31.3</diagnosis_code_principal>
<employment>03</employment>
<number_of_arrests_in_past_30_days>0</number_of_arrests_in_past_30_days>
<number_of_arrests_in_past_6_months>0</number_of_arrests_in_past_6_months>
<presenting_problem_1>11</presenting_problem_1>
<psychosocial_environment_stressor>3</psychosocial_environment_stressor>
<referral_source>1</referral_source>
<report_date>2021-11-01</report_date>
<spc_review_due_year_month>2021-11</spc_review_due_year_month>
<suicide_risk>2</suicide_risk>
<episode_start_date>2021-11-01</episode_start_date>
<spc_start_date>2021-11-02</spc_start_date>

```



```
<commitment_status_review_due_date>2022-01-31</commitment_status_review_due_date>  
<commitment_status_update>5</commitment_status_update>  
<criminal_justice_system_1>1</criminal_justice_system_1>  
<diagnosis_code_principal>F31.3</diagnosis_code_principal>  
<number_of_arrests_in_past_30_days>1</number_of_arrests_in_past_30_days>  
<number_of_arrests_in_past_6_months>1</number_of_arrests_in_past_6_months>  
<presenting_problem_1>11</presenting_problem_1>  
<referral_source>1</referral_source>  
<report_date>2022-01-14</report_date>  
<spc_review_due_year_month>2022-01</spc_review_due_year_month>  
<episode_start_date>2021-11-01</episode_start_date>  
<spc_start_date>2021-12-01</spc_start_date>
```



## CREATING A PPS JOB

## Creating Jobs

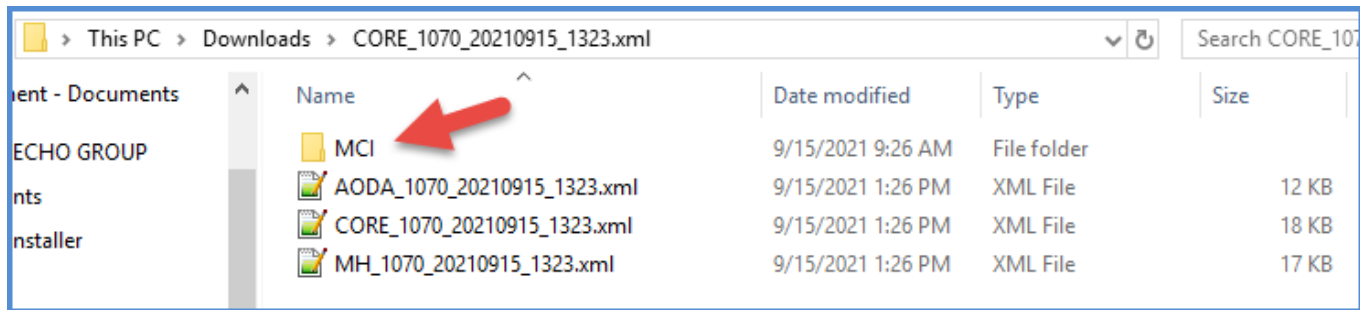
- PPS files are created from the State Reporting menu *CREATE* tab.
- Once the installation is complete, 'PPS' and 'MCI Upload' appear as options in the State Report drop-down.
- For **PPS Report Type** jobs,

The screenshot shows the 'CREATE' tab in the EchoVantage application. The 'Report Type' is set to 'PPS'. Under 'Export files', the 'MCI Clearance File' checkbox is checked. The 'Organization Id' is '1070'. The 'Start Date' is '10/01/2020' and the 'End Date' is '10/31/2020'. The 'Clients' field is a searchable dropdown menu. The 'SUBMIT' button is highlighted in blue.

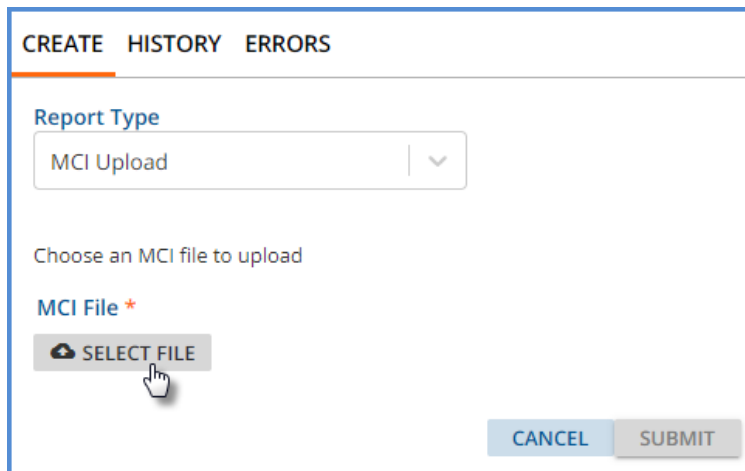
- **Export files** - Select the checkbox for a Module or MCI Clearance File for reporting.
- **Organization id** - Enter the PPS assigned Organization ID.
- **Start Date** - The Start and End Dates default to the prior month for the reporting period. These may be changed to any date range desired.
- **Clients** – A report file may be generated for a selected group of Clients or leave the Clients drop-down list empty to choose all Clients.
- The MCI Clearance File is treated as a separate unit and produces one file for all modules.
  - It has the MH file name convention but includes all Clients who need an MCI number across all modules so that only one submission is needed.
  - A Client is returned in the results set if there is no value in the Unique State Identifier field on their Profile page, they have an open form, PPS episode, and they received at least one Service during the date range selected for the reporting period.
  - The id from dbo.Clients is used for the state required record\_id data element and helps manage the update of MCI numbers when the MCI Upload process is run.
- Clients with a DOB (date of birth) of 01/01/1901 are excluded from any PPS State Reporting or MCI Clearance job or file.



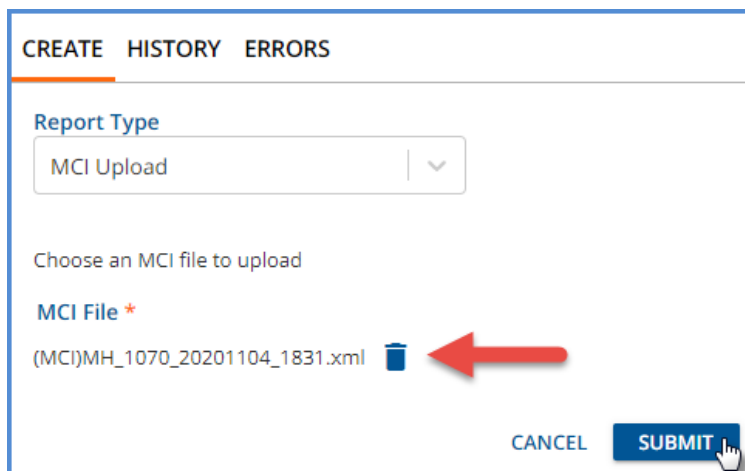
- Select **Submit** to create a job or select Cancel to exit without creating a state reporting file.
- Navigate to the History tab to download the job zip file. The MCI Clearance File is always in the MCI folder to make it easy to distinguish from a true MH module submission when multiple modules are selected in the same job.



- For **MCI Upload Report Type Jobs**,
  - Select the file to upload by clicking on the **SELECT FILE** button.



- Ensure the displayed file is correct.
- Then click **Submit** to start the upload.



- The upload process uses the record\_id, which is the Client's unique id from the dbo.Clients table as noted above, to match the records and populate the Unique State Identifier field with the MCI number received from the state.
- The MCI Upload Process
  - Ignores any Clients in the file with a birthdate of 1901-01-01 as these are test clients.
  - Checks to ensure the MCI number being imported for a client is not already assigned to an existing, different client. If a match is found, the following error is thrown *MCI number [XXXXXX] has already been assigned.*



### Reviewing Jobs

CREATE HISTORY ERRORS						
Date	Report Type	Status	Created By	Message	Errors	
03/15/2022 1...	PPS	Preview	heather.sher...	MH AODA MCI 02/01/2022 - 02/28/2022	0	FINALIZE [down arrow] [zip icon]
03/15/2022 1...	PPS	Preview	heather.sher...	AODA CORE 02/01/2022 - 02/28/2022	3	FINALIZE [down arrow] [zip icon]
03/15/2022 1...	PPS	Preview	heather.sher...	MH 02/01/2022 - 02/28/2022	0	FINALIZE [down arrow] [zip icon]
03/14/2022 1...	PPS	Preview	julie.duncan	MH 01/01/2021 - 02/28/2022	0	FINALIZE [down arrow] [zip icon]

- View Job Status on the *HISTORY* tab.
- The status is similar to those used in Fiscal Overview.
  - *Pending* status is waiting to be picked up by the processing service (*oak*).
  - *In Progress* status is actively being processed.
  - *DONE* means the job has been finalized.
  - *Reversed* status indicates the job has been canceled.
- Options to *Finalize*, *Reverse*, or *Retry* are available for any Job in Preview Status.
- The output files may be downloaded for review before Finalization.
  - A .zip file containing the output files may be downloaded from the History tab.
  - Files are downloaded to the user’s local Downloads folder.
- A Message column is auto-populated with the job type and State Reporting date range for each job row.
- The count of *Errors* displays in the *Errors* column when any exist in the job. Any *Errors* should be reviewed and resolved before continuing.

### Reviewing Errors

- Review details of job errors on the *ERRORS* tab.
- The drop-down list displays the date, time, creator, and report type to identify the jobs.
- When selected, any job errors display on the screen with the following information:
  - Client – this is a blue hyper-link for easy Client screens access
  - Message – detailed description of the error
  - Severity – this is either Info, Warning, or Error.

### Downloading Files

- Once the job is created, reviewed, and error-free, it is ready for upload to the State of WI sFTP site.
- Click on the *Zip* file icon to download an XML file. This downloads to the user’s local Downloads folder.
- The file can then be uploaded to the WI sFTP site.

### BUG FIXES

Ticket #	Fix Version	Description
EV-3597	2.0.96	<p>An issue regarding failing MCI Upload jobs was reported. The cause was due the file including a test client, identified by a dob of 1901-01-01, and the upload file containing an MCI number for a client that was already assigned to a different client in the database. The following updates were made to address these issues.</p> <ul style="list-style-type: none"> <li>• The upload process now ignores any Clients in the file with a birthdate of 1901-01-01.</li> </ul>



		<ul style="list-style-type: none"><li>The upload process now also checks to ensure the MCI number being imported is not already assigned to an existing, different client. If a match is found, the following error is thrown <i>MCI number [XXXXXX] has already been assigned.</i></li></ul>
EV-3916	2.0.102	Updates were made to the <code>dbo.sp_WIPPS_SPCErollment_Clean_Up</code> stored procedure optimize performance. There were no functional changes to the Acorn.
<b>EV-4557</b>	2.0.113	<p>An issue was reported where the Principal Diagnosis Code field was blank on multiple clients' WI PPS Mental Health Assessment forms even though null values are not allowed. In actuality, the field values contained an invalid diagnosis code, <i>R69 Illness, unspecified</i>. The affected clients either had no primary, billable diagnosis, or multiple primary diagnoses in CDT prior to conversion. The following updates were made to the WI PPS Mental Health Assessment form to address this issue.</p> <ul style="list-style-type: none"><li>Validation Description SQL was added to the <i>Principal Diagnosis Code</i> field properties to show the invalid diagnosis value.</li><li>The form validation was modified to allow changing the <i>Principal Diagnosis Code</i> when, and only when, it has a value of <i>R69 Illness Unspecified</i>.</li><li>The red help text on the form was updated to read: <i>Fields marked with (*) contain values from previous assessment record and cannot be changed except [Commitment Status Review Due Date] and [Principal Diagnosis Code] when it has a value of R69 Illness, unspecified.</i></li></ul>